

ELECTORAL AREA H

Local Area Services



Recreation Services

Parts of Areas G, H, and L near 100 Mile House contribute to the South Cariboo Recreation service, which supports regional recreation facilities and amenities including the recreation centre, ball fields, community theatre and lodge facilities, lake and beach access, and soccer fields, and properties in 108 Mile also contribute to the upkeep of the Greenbelt and Community Hall, with funding supporting ongoing maintenance, operating costs, and small community projects.

South Cariboo Airport

This service is funded in part by taxation from Electoral Areas G, H, and L and supports the operation and maintenance of the regional airport. Funding supports ongoing upkeep, minor facility improvements, and planning work to ensure the airport remains safe, functional, and able to meet future needs.

Contribution Services

We offer funding for community services in Area H, supporting the South Cariboo cemeteries, and grants for community groups.

Fire Protection

All residents contribute to the regional 9-1-1 emergency telephone service, delivered through a contract with the Regional District of Fraser-Fort George. In 2026, funding supports ongoing system upgrades and the required transition to Next Generation 9-1-1 (NG911), improving reliability and compatibility with modern emergency dispatch systems. Parts of Area H fund the Forest Grove and 100 Mile Volunteer Fire Departments. Forest Grove VFD is managed by the CRD, while the 100 Mile department is operated by the District of 100 Mile. Funding supports ongoing fire protection services, including equipment updates and volunteer recruitment.



Want to learn valuable skills and help protect your community at the same time? Visit our website to learn more about how you can play a vital role as a VFD member.

CARIBOORD.CA/VFD



Emergency Services

Emergency Services support emergency preparedness, response, and recovery across the region. Funding supports planning, training, coordination, and emergency response activities, as well as ongoing public education such as FireSmart. Most of Area H contributes funding to South Cariboo Search and Rescue and to North Cariboo Highway Rescue, supporting search and rescue and highway emergency response services.

Economic Development

Electoral Areas G, H, and L participate in the South Cariboo Economic Development service, which supports community and economic development initiatives across the region by funding partner organizations working in areas such as agriculture, tourism, and resident attraction, with the goal of supporting economic activity, attracting and retaining residents, and encouraging collaboration among participants.

Utilities & Streetlights

Area H includes the Canim Lake, Forest Grove, and Gateway water systems, with funding supporting their operation and maintenance to provide reliable drinking water service. Forest Grove is also served by a streetlighting system operated by BC Hydro, providing roadway lighting in the community.

Understanding the 2026 CRD Budget

ELECTORAL AREA H

Review the budget & provide your feedback

As we make plans to deliver our services, we want to hear from you. Let us know what you think about our service levels and the value you receive from your taxes. We invite you to review the information and to share your feedback on the CRD's proposed 2026 budget prior to February 24th

Review this information & complete the survey online

Pick up a survey from your local CRD office or library

Email us at communications@cariboord.ca with your comments

Contact us at 250-392-3351 if you would like to provide feedback

Take the Survey www.cariboord.ca/budget2026

SCAN ME



Regional Services

Services that support residents and communities across the Cariboo Regional District.

Administrative Services:

Administration and Corporate Services support the delivery of all regional services and include Board functions, administration, finance, communications, and information technology. These services provide governance support, financial management, public communications, and the systems staff rely on to deliver services across the region.

Solid Waste Management:

Solid Waste Management is a regional service that manages garbage and recycling across the Cariboo. This includes operating 14 landfills, 18 transfer stations, and funding waste disposal at the City of Quesnel landfill. The service also supports waste diversion through recycling, composting initiatives, site management, and enforcement of disposal bans to reduce the amount of waste sent to landfills.

Invasive Plant Management:

This service helps limit the spread of invasive plants on public and private land across the region. Funding supports landowner assistance and public education, including site visits, treatment guidance, and coordinated control efforts. The program also enforces invasive plant bylaws to help manage priority species and protect local land and resources.

Regional Libraries

Library services are funded regionally through property taxes and provide access to library facilities, collections, digital resources, and programs in communities across the Cariboo. Funding supports day-to-day operations, building maintenance, public access to materials and technology, and safe, accessible library spaces for residents.

Development Services:

Development Services support land use regulation in Electoral Areas, including building inspections, bylaw enforcement, and development compliance. These services help ensure safe construction, orderly development, and consistent standards across the region.

Regional Hospital District

Residents contribute to the cost of hospital and healthcare infrastructure across the region. This funding supports hospital renovations, new facilities, and medical equipment through Northern Health and Interior Health. A major focus continues to be improvements at Cariboo Memorial Hospital in Williams Lake, including expanded patient care space and upgraded treatment areas.



This is a high-level summary of the proposed 2026 budget and the services it supports. Not all residents pay for every service listed, and the amounts shown are estimates meant to give a general picture. Final amounts may change and may look different on individual tax notices. More detailed budget information is available at www.cariboord.ca/budget.

The Budget Process










The Local Government Act for Regional Districts requires local governments to adopt a five-year Financial Plan Bylaw each year by the end of March. This plan is commonly referred to as the budget.

Each fall, the CRD prepares budgets for each service based on expected activities and priorities. These individual budgets are combined into a draft financial plan. After the CRD Board reviews the draft, the plan may be updated based on public input and Board priorities.

Once finalized, the Financial Plan Bylaw sets the amount of property tax revenue needed for each service, which forms the basis for tax rates. The Board may amend the financial plan bylaw at any time during the five-year period.

AREA H PROPOSED 2026 TAX RATES FOR REGIONAL SERVICES






Tax Rate by Service per \$100,000 residential of assessed value:

 Rural Refuse \$39.61 (-\$0.53 from 2025)	 911 Telephone Systems \$3.78 (-\$0.03 from 2025)	 South Cariboo Highway Rescue \$0.64 (-\$0.02 from 2025)
 Electoral Area Administration \$27.75 (+\$0.68 from 2025)	 Bylaw Enforcement \$2.72 (-\$0.05 from 2025)	 South Cariboo Search & Rescue \$0.40 (-\$0.01 from 2025)
 Library \$20.61 (-\$0.47 from 2025)	 CRD Governance \$2.05 (No change from 2025)	 Area H - Administration \$0.30 (-\$0.34 from 2025)
 Administrative Services \$7.28 (+\$0.03 from 2025)	 Invasive Plant Management \$2.02 (+\$0.01 from 2025)	 South Cariboo Cemeteries \$0.16 (No change from 2025)
 Planning \$5.42 (-\$0.02 from 2025)	 South Cariboo Economic Development \$1.17 (-\$0.03 from 2025)	 Solid Waste Management \$0.09 (+\$0.01 from 2025)
 Emergency Planning \$5.01 (-\$0.27 from 2025)	 Grants for Assistance - Area H \$0.80 (+\$0.34 from 2025)	 Heritage \$0.07 (-\$0.01 from 2025)

PROPOSED 2026 TAX RATES FOR LOCAL AREA SERVICES






Tax Rate by Service per \$100,000 of residential assessed value (where applicable):

Note: Only specified properties pay into each Local Area Service. To confirm whether your property is included in a Local Area Service, please refer to your tax notice or contact the Chief Financial Officer.

 Forest Grove Fire Protection \$145.44 (+\$24.47 from 2025)	 South Cariboo Regional Airport \$15.59 (-\$0.49 from 2025)
 100 Mile Fringe Fire Protection \$59.45 (+\$3.03 from 2025)	 Building Inspection \$2.90 (+\$0.03 from 2025)
 South Cariboo Recreation \$33.29 (-\$0.56 from 2025)	

UTILITIES AND SERVICES

These rates are charged on a per property basis and not based on assessment for properties inside a service area. Amounts are approximate.

 Gateway Water Service \$511.07(parcel tax)	 Canim Lake Water Service \$123.12 (parcel tax)	 Forest Grove Fire Protection \$28.08 (parcel tax)
 Area H Community Hall \$14.79 (parcel tax)	 Forest Grove Streetlighting \$6.36 (per \$100,000)	



Calculating Tax Rates

The CRD provides 124 different services. Each service applies to a specific area, and only taxpayers in that area pay for that service. Money collected for a service can only be used to fund that service.

If a service applies to your property, the cost is collected through your annual property tax bill along with other taxes, such as school or police taxes. The amount you pay is based either on the assessed value of your property, a flat rate per parcel or user, or a combination of both. Property value assessments are provided by BC Assessment, and service taxes are typically charged per \$100,000 of residential assessment.

Example:

For example, a resident within a service area with a property assessed at \$400,000 would pay \$29.88 for a service with a tax rate of \$7.47 per \$100,000 of residential assessment.

A 2026 Tax Requisition Rate Details document is available under Budget 2026 Resources at www.cariboord.ca/budget.