



# Development Services Department

## Residential Garage / Workshop

### Application Drawings

#### **Central Cariboo – Williams Lake**

Suite D, 180 North 3<sup>rd</sup> Avenue  
Williams Lake, BC V2G 2A4

Phone: 250-392-3351 or 1-800-665-1636

Fax: 250-392-2812

General Building Inspection e-mail:

[building@cariboord.ca](mailto:building@cariboord.ca)

#### **North Cariboo – Quesnel**

#102 – 410 Kinchant Street  
Quesnel, BC V2J 7J5

Phone: 250-992-7400


Fax: 250-992-7414

#### **South Cariboo – 100 Mile House**

Unit 3 – 170 Cedar Avenue  
P.O. Box 2260  
100 Mile House, BC V0K 2E0


Phone: 250-395-3838

Fax: 250-395-4898



# Floor Plan

Show the length and width of the building. Sketch in the location and size of all doors and windows as well as the size of the proposed lintels (headers).



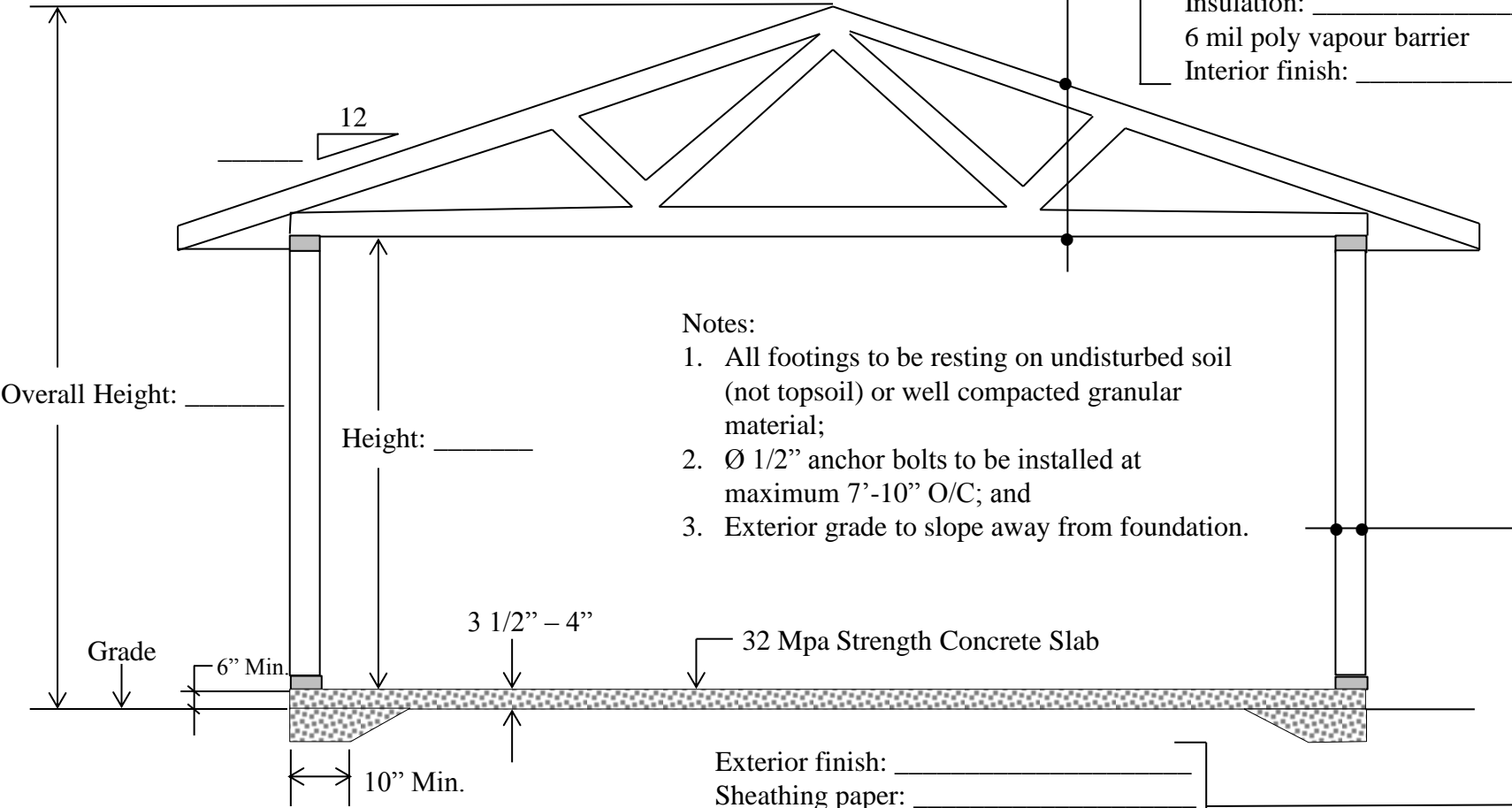
## NOTES:

1. A “man” door is required for all garage / workshop buildings;
2. If a wood burning stove and chimney are to be installed, show the locations on the plan;
3. Double cripple studs are required for all openings 10’ wide or greater;
4. A minimum 20” x 26” attic access opening is required;
5. Sketch in the location of any partition walls;
6. Show the location of any additional story or mezzanine and the location of the stairs; and
7. If a washroom is to be installed, note the location on the plan.

# Cross Section

This foundation is suitable for garages up to 55 sq. m. (592 sq. ft.). If larger, see page 5.

Roofing: \_\_\_\_\_  
 Sheathing (type and thickness): \_\_\_\_\_  
 Engineered roof trusses at 24" o/c  
 Insulation: \_\_\_\_\_  
 6 mil poly vapour barrier  
 Interior finish: \_\_\_\_\_

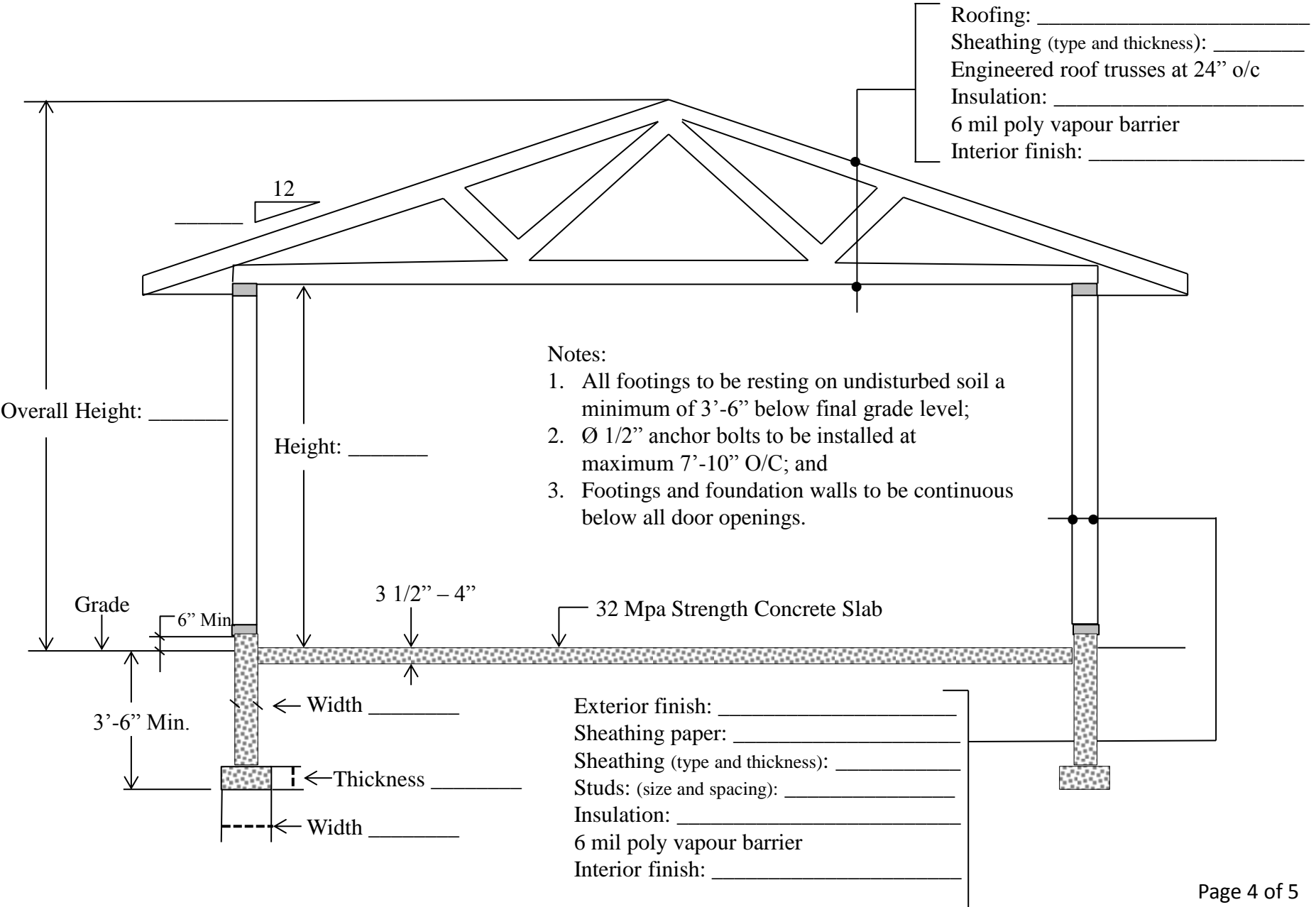


**Notes:**

1. All footings to be resting on undisturbed soil (not topsoil) or well compacted granular material;
2. Ø 1/2" anchor bolts to be installed at maximum 7'-10" O/C; and
3. Exterior grade to slope away from foundation.

Exterior finish: \_\_\_\_\_  
 Sheathing paper: \_\_\_\_\_  
 Sheathing (type and thickness): \_\_\_\_\_  
 Studs: (size and spacing): \_\_\_\_\_  
 Insulation: \_\_\_\_\_  
 6 mil poly vapour barrier  
 Interior finish: \_\_\_\_\_

# Cross Section – Frost Protected Foundation



Roofing: \_\_\_\_\_  
 Sheathing (type and thickness): \_\_\_\_\_  
 Engineered roof trusses at 24" o/c  
 Insulation: \_\_\_\_\_  
 6 mil poly vapour barrier  
 Interior finish: \_\_\_\_\_

**Notes:**

1. All footings to be resting on undisturbed soil a minimum of 3'-6" below final grade level;
2. Ø 1/2" anchor bolts to be installed at maximum 7'-10" O/C; and
3. Footings and foundation walls to be continuous below all door openings.

Exterior finish: \_\_\_\_\_  
 Sheathing paper: \_\_\_\_\_  
 Sheathing (type and thickness): \_\_\_\_\_  
 Studs: (size and spacing): \_\_\_\_\_  
 Insulation: \_\_\_\_\_  
 6 mil poly vapour barrier  
 Interior finish: \_\_\_\_\_

# Elevations

- 1. Label views as North, South, East and West; and
- 2. Sketch in locations of all exterior doors and windows.

